

**AIR RAID PRECAUTIONS**  
**HANDBOOK No. 8**

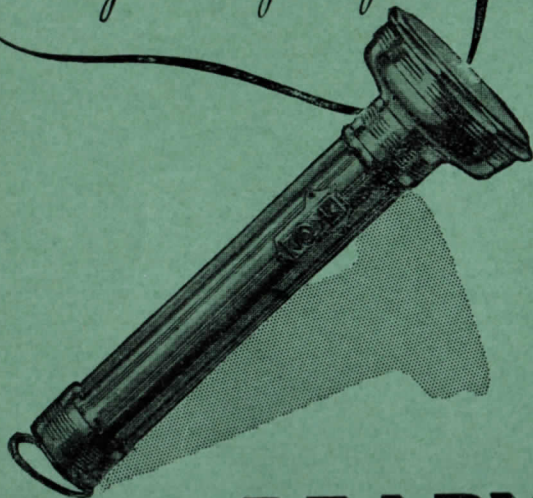
*(1st Edition)*

**THE DUTIES OF AIR RAID  
WARDENS**



LONDON  
**HIS MAJESTY'S STATIONERY OFFICE**  
Price 2d. net

*Reliable light in  
any emergency*



# EVER READY<sup>REGD</sup> ELECTRIC FLASHLIGHTS

Manufactured by THE EVER READY COMPANY (Gt. Britain), LTD.,  
Hercules Place, Holloway, London, N.7., makers of Flashlights,  
Handlamps, Dry Cells, H.T. Batteries, Radio Receivers, etc.



## NURSING and FIRST AID MANUAL

The Manual of Instruction for the Royal Naval Sick Berth Staff provides a complete general account of first-aid and nursing practice. It gives in concise form a general review of the anatomy and physiology of the human frame and deals also with bacteriology and the various types of disease and ill-health and their treatment. There are chapters on:—

INFLAMMATION	GENERAL NURSING
HAEMORRHAGE	BANDAGING
WOUNDS	FEVERS
FRACTURES AND DISLOCATIONS	GENERAL DISEASES
POISONS	ANAESTHETICS
ASPHYXIA	PHARMACY AND DISPENSING
INSENSIBILITY	COOKING FOR THE SICK

Notes are also given on instruments and their care. The work is fully indexed and should be an invaluable handbook for all concerned in first-aid and nursing work

Price 4s. net. Post Free 4s. 5d.

## H.M. STATIONERY OFFICE

LONDON, W.C.2: Adastral House, Kingsway  
EDINBURGH 2: 120 George St. MANCHESTER 1: 26 York St.  
CARDIFF: 1 St. Andrew's Cres. BELFAST: 80 Chichester St.  
or through any bookseller

*Crown Copyright Reserved*

# AIR RAID PRECAUTIONS HANDBOOK No. 8 (1st Edition)

## THE DUTIES OF AIR RAID WARDENS

*Issued by the Home Office  
(Air Raid Precautions Department)*



LONDON

PRINTED AND PUBLISHED BY HIS MAJESTY'S STATIONERY OFFICE

To be purchased directly from H.M. STATIONERY OFFICE at  
the following addresses:

Adastral House, Kingsway, London, W.C.2; 120 George Street, Edinburgh 2;  
26 York Street, Manchester 1; 1 St. Andrew's Crescent, Cardiff;  
80 Chichester Street, Belfast;  
or through any bookseller

1938

Price 2d. net

---

The Government does not accept responsibility for statements from non-Official sources made in the advertisement pages of this publication, and the inclusion of any particular advertisement is no guarantee that the goods advertised therein have received official approval

---



## List of Air Raid Precautions Handbooks

No. 1.—Personal Protection against Gas (*2nd edition*) price 6d. : 8d. post free.

A general handbook on gas dangers.

No. 2.—First Aid and Nursing for Gas Casualties (*3rd edition*) price 4d. : 5d. post free.

A handbook for nurses and for services giving first aid to air raid casualties.

No. 3.—Medical Treatment of Gas Casualties (*1st edition*) price 6d. : 8d. post free.

A handbook for hospitals and doctors.

No. 4.—Decontamination of Materials (*1st edition*) price 6d. : 7d. post free.

Decontamination of streets, buildings and their contents, vehicles and plant.

No. 5.—Structural Precautions against Bombs and Gas (*in preparation*).

No. 6.—Air Raid Precautions in Factories and Business Premises (*1st edition*) price 6d. : 7d. post free.

A handbook designed primarily for the guidance of occupiers of such premises.

No. 7.—Anti-Gas Precautions for Merchant Shipping (*2nd edition*) price 3d. : 3½d. post free.

Includes certain recommendations to Port Authorities.

No. 8.—The Duties of Air Raid Wardens (*1st edition*) price 2d. : 2½d. post free.

A handbook for air raid wardens.

In addition to these Handbooks, there is published a series of A.R.P. Memoranda dealing with various aspects of the organisation to be provided by local authorities for public air raid precautions services (see list on back cover).

## GENERAL PREFACE

The series of Air Raid Precautions Handbooks (of which a list is given on the opposite page) is produced, under the authority of the Secretary of State, by the Air Raid Precautions Department of the Home Office with the assistance of other Government Departments concerned.

The measures for safeguarding the civil population against the effects of air attack which these Handbooks describe have become a necessary part of the defensive organisation of any country which is open to air attack. The need for them is not related to any belief that war is imminent. It arises from the fact that the risk of attack from the air, however remote it may be, is a risk that cannot be ignored, and because preparations to minimise the consequences of attack from the air cannot be improvised on the spur of the moment but must be made, if they are to be effective, in time of peace.

For the purpose of the measures now to be taken, it must be assumed that the scale of attack would greatly exceed anything which was experienced in the last war, and would involve the use of high explosive and incendiary bombs.

The use of poison gas in war is forbidden by the Geneva Gas Protocol of 1925, to which this country and all the most important countries of western Europe are parties, and the Government would use every endeavour on an outbreak of war to secure an undertaking from the enemy not to use poison gas. Nevertheless, the risk of poison gas being used remains a possibility and cannot be disregarded.

The Handbooks are designed to describe a scheme of precautions which it is hoped would prove effective in preventing avoidable injury and loss of life, or widespread dislocation of national activities. The Handbooks aim at giving the best available information on methods of passive defence against air attack, and will be revised from time to time in the light of future developments.



## CONTENTS

	Page
Introduction ... ..	1
1. Why Wardens are needed ... ..	2
2. The Warden's position ... ..	3
3. The Warden Organisation ... ..	4
4. The equipment at Wardens' posts ... ..	8
5. The training a Warden requires ... ..	9
6. What a Warden should know ... ..	9
7. A Warden's duties in war ... ..	10
8. The Air Raid Warning System and local gas warnings ... ..	14
9. Wardens' reports of casualties and damage ... ..	16
Notes of particulars of importance for Wardens	20

1st edition, May 1938.

## INTRODUCTION

This handbook gives an outline of the duties of air raid wardens, and of the organisation under which they would work. It is written from the standpoint of the individual warden.

It is an outline only and, particularly in the matter of organisation, there is room for variation according to the needs of particular areas and the scheme adopted by the authority responsible for each area.

The book may be treated either as a standard book to be used by every warden, or as material that can be taken, with modifications, to form part of any special local book which the responsible authority may wish to prepare for the use of its own wardens. Permission to make extracts for this purpose will be readily given if application is made to the Controller of H.M. Stationery Office.

In either event, this book, or its locally prepared equivalent, and the book on "The Protection of your Home against Air Raids" should form the basis of a warden's instruction and training, and every warden should be thoroughly familiar with both.

Pages are provided at the end of the book for the insertion of particulars relating to the sector of the individual warden and to the local air raid precautions organisation. It will be for each responsible authority to instruct its wardens whether to use these pages (and if so when), or whether the particulars are to be noted in another form—e.g., in a supplementary local booklet, or on cards to be kept at posts. There are also blank pages on which other local notes can be pasted.



### 1. Why Air Raid Wardens are Needed

The air raid warden is chosen as a responsible and reliable member of the public who will undertake to advise and help his fellow-citizens, in the sector to which he is allotted, in all the risks and calamities which might follow from air attack, and will form a link between them and the authorities for reporting air raid damage and calling aid when required.

Although, for simplicity, this book speaks of a warden as "he" and "him," women can well perform the duties and it is hoped that many wardens will be women.

The warden is not a policeman, nor a special constable, and he will not have, and does not need, police powers.\* He can, however, by his example and his readiness to help, exercise a powerful influence in time of stress.

His responsibilities when on duty are confined to his post and his sector, but he has the whole resources of the official air raid precautions organisation behind him. Policemen, special constables and fire patrols will be frequently moving through his sector, and he will be able to summon aid of any kind when it is needed. One of his chief duties will be to report bomb damage in his neighbourhood so that the proper help can be sent.

The warden will not have authority to assume command of first aid parties or fire patrols or decontamination squads when they arrive in his sector; but

\* A warden would have the right, which is possessed by every citizen, to arrest any person who is committing, or has committed, a treason or felony, as also to prevent a breach of the peace which is taking place, or is about to take place, or on a "hue and cry," i.e. in the immediate pursuit of a felon, etc. This power could for instance be used in a case of looting.

it will be his duty to guide them to the place where their services are needed, to tell them where there are invalids or children needing special care or help, to show them where there is a telephone if they need it, and generally to be as helpful as possible.

Above all, if he has the confidence of his neighbours he will be able to calm them and re-assure them; to help them with some immediate aid; in a word, to do everything possible to avert panic.

In this he can be certain of the help of many of his neighbours, even though they are not themselves trained wardens. It should be a warden's aim to form a kind of informal squad of assistants in his sector to whom he can turn for stout-hearted help if disaster should descend upon it.

In time of peace he has other duties; to advise the inhabitants in his sector how to prepare precautions in their houses, for instance, and, if he is so instructed by his local authority, to fit them with respirators and help to prepare the local scheme for distributing respirators in emergency. These duties will give him the opportunity of getting to know those who live in his sector.

Until there are sufficient volunteers for all air raid precautions services in his area, a warden should do what he can to induce his friends and neighbours to come forward and enrol.

### 2. The Warden's Position

Air raid wardens will form a definite and important part of every local air raid precautions organisation, and will be given a **card of appointment** in some such form as the following:



[County of Blankshire.]

Air Raid Precautions

This is to certify that [name and address of warden] has been duly appointed as an air raid warden. This is his authority to carry out the duties laid upon wardens by the [County Council] [or Chief Constable].

Signed.....

[Clerk of the County Council.]

[or Chief Constable.]

Date of issue of card.....

Date of appointment of warden.....

Signature of warden.....

This card is intended principally to be something the warden can show as evidence of his position when he visits householders and others in the course of his duties. It will also be useful for him to carry in war, so that when he is away from his own area he can offer his services as a warden wherever he may happen to be.

After training, a warden will be entitled to wear the A.R.P. badge. A special armlet will also be provided later.

As a warden, he will enjoy the benefit of the arrangements about compensation for injury which will be made in war for members of air raid precautions services.

### 3. The Warden Organisation

The warden organisation is designed primarily for towns. In villages or places of less than, say, 1,500 inhabitants, the arrangements will be less rigid.

Towns are to be divided into **wardens' sectors** each containing about 500 people. In each sector there

will be a **wardens' post**, to be manned during an air raid by 3 wardens. In important towns there should be 6 wardens to each post, to allow for absences at work, or to permit a system of two reliefs to be worked if necessary.

The post will be any room or building in a convenient position in the sector, preferably one from or near which the street or streets can be easily seen. It may be the house of one of the wardens, or a shop, or garage, or school building. It should have a telephone or be near one (e.g., a public kiosk, a police box, or a telephone in private premises). Large residential buildings (flats, hotels, etc.) with more than about 100 residents may have special wardens appointed to act in the premises. These wardens may be part of the public wardens' organisation, and will work with the wardens in the streets.

Large factories, employing more than about 100 persons, and blocks of offices containing more than about 100 occupants, will similarly be expected to have factory wardens and office wardens in the building. These will not form part of the public wardens' organisation,\* and in streets where these large buildings are frequent the public wardens' sectors may have many more than 500 workers or residents in them. The public wardens' posts will then be spaced at convenient intervals to provide for the area being covered, but the wardens at the post will be assisted in their duties by the wardens in each large building.

One of the wardens belonging to each post will be the **Senior Warden**, responsible for the manning of the post and for supervising the other wardens. Where there is a second relief of wardens for the post, another warden will be nominated as **Second Warden** to take charge in the absence of the Senior Warden.

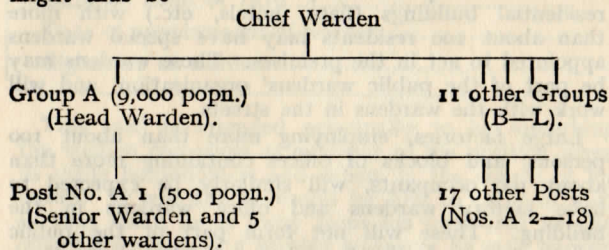
\* But the same people can be wardens in the public service out of their working hours—i.e. in the districts where they live.



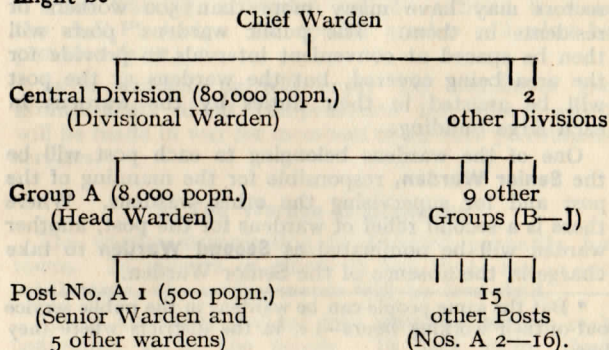
The posts in each part of the town will be organised in **Groups of perhaps 12 to 20 posts**, and in charge of the Group will be a **Head Warden** with his own headquarters.

At the head of the warden organisation in the town will be the **Chief Warden**, but where there are more than 12 or 15 Groups of posts, **Divisional Wardens** may be appointed under him, each in charge of a Division of perhaps 8-10 Groups.

The organisation in a town of 100,000 inhabitants might thus be—



In a town of 250,000 inhabitants the organisation might be—



The organisation in county areas will be on similar lines, depending on the size of area selected for the formation of a separate Warden Organisation under a Chief Warden.

In **villages** or places of less than, say, 1,500 inhabitants, the number of wardens will vary with the size of the place, and they need not be organised in two reliefs. One "post," used as a rallying point for air raid precautions volunteers generally, will often be sufficient, and individual wardens could operate mainly from their own homes. Since the wardens and their homes will be well known to everyone in a small community, this arrangement will be convenient because the wardens will thus be spread over the area.

If wardens are used in towns to have charge of public shelters, they will be additional to the wardens allotted to posts, though they may come under the same Head Warden.

The Chief Warden, Divisional Wardens, and Head Wardens will each require a deputy.

**The duties of the Head Warden, Divisional Warden and Chief Warden** are primarily administrative. They should take part in the recruitment and training of wardens, and would be responsible for allotting them to posts, and arranging rotas of duty, replacement in cases of sickness or injury, and so on. They would not however constitute a chain of communication in time of air raids: the individual wardens would send their reports direct in accordance with the local instructions (see Section 9) and not through their Head Warden or Divisional Warden. The wardens might, however, refer to the Head Warden for advice and guidance when in difficulty, and the Head Warden might go himself to any parts of his area in which bombs had been dropped.



#### 4. The Equipment at Wardens' Posts

The following articles will be supplied *per warden* :—

- 1 armlet (of standard design).
- 1 steel helmet.
- 1 Civilian Duty respirator.

In addition, public wardens' posts will be supplied with the following equipment :—

- |                               |                                       |
|-------------------------------|---------------------------------------|
| light oilskin anti-gas suits. | } On a scale as considered necessary. |
| pairs rubber boots.           |                                       |
| pairs anti-gas gloves.        |                                       |
| anti-gas eye shields.         |                                       |
| anti-gas curtains.            |                                       |

A large manuscript book for recording occurrences.

- |                      |                  |
|----------------------|------------------|
| 3 electric torches.  | } See Section 8. |
| 3 whistles.          |                  |
| 2 hand rattles.      |                  |
| 1 hand bell.         |                  |
| Small first aid box. |                  |

Except for the steel helmet and the armlet, **all this equipment** (including the respirators) **will be kept at the post**, and not be taken home by the individual wardens. They will have Civilian respirators, like everyone else, for use when not on duty. The Civilian Duty respirators at the post will of course be allotted to individual wardens, and will be marked with their names.

Every warden should keep his own armlet, and in war should carry it about with him, so that if he is away from his sector when an air raid occurs he can offer his services as a warden wherever he is.

#### 5. The Training a Warden Requires

Every warden must be trained in the following subjects :—

(a) The book "The Protection of Your Home against Air Raids," so that he can advise and help the householders in his sector;

(b) The principles of the Air Raid Warning System and the scheme for local gas warnings (see Section 8);

(c) How to deal with small incendiary bombs;

(d) The elements of first aid;

(e) How to make clear and concise reports, and what are the local instructions where they are to be sent (see Section 9);

(f) Anti-gas precautions, and especially the fitting of respirators and the first detection of gases. (For this purpose he should receive the modified Full Course of 15 hours as laid down in A.R.P. Memorandum No. 5.)

#### 6. What a Warden should Know

In addition to the general training described in the preceding Section, each warden should get to know the following things which concern his own sector.

(a) Who lives in his sector? Which of them can be relied upon to help in emergency? Or which are especially likely to need help, on account of age or infirmity and so on?

(b) Where are the fire hydrants in the sector?

(c) Are there any places of special danger in the sector—petrol stores, timber yards or other premises containing materials which might explode or burn very freely?

(d) Where is (i) the Local Respirator Store, (ii) the Respirator Distributing Depot, for the inhabitants of the sector?

(e) What telephones are there in the sector which might be used in an emergency? List them at the back of this book. The more they are spread about the sector the better. Get to know the occupiers of premises where telephones are and find out how the telephone can be got at quickly.

(f) Where will there be public shelters or places of comparative safety to which people in the streets could be directed.

(g) The organisation of the air raid precautions services in the neighbourhood. See the list of places to be filled in at the back of this book.

(h) List at the back of this book the names, addresses and telephone numbers of doctors, chemists, and district or other nurses in the sector and in immediately adjoining sectors.

These are the main things for a warden to think about in peace time. The great thing is to get to know the people in his sector, and to encourage and help them to make their own precautions in their homes as good as possible.

## 7. A Warden's Duties in War

In time of war, an air raid warden should regard himself first and foremost as a member of the public chosen and trained to be a leader of his fellow-citizens and, with them and for them, to do the right thing in any emergency.

The keynotes of his conduct should be **courage and presence of mind.**

His duty at his post will be only when a raid is threatened, and he should go there immediately he

hears the Warning signal (if he has not been warned to do so before), and see that his equipment is there. He should put on his armlet, and his steel helmet with its anti-gas curtain and the eye-shield, and carry his Civilian Duty respirator. He should also put a whistle in his pocket.

The Senior Warden or Second Warden at the post will take charge.

If wardens come on duty **before the Action Warning is given**, it will be best for them to remain at the post. Remember that until the Action Warning the public are expected to continue their ordinary occupations without interruption. See Section 8.

**When the Warning signal is heard**, or when the Action Warning is received at the post by telephone from headquarters, the public duty of the wardens begins. **One warden will always remain at the post**, to be ready to answer the telephone and to send reports. The others will patrol the sector.

The streets should be cleared. People not within reach of home (that is, who cannot get there in 5 minutes) should be directed to the nearest public shelter, or other refuge accommodation. Vehicles (except those on official duty) should stop before the end of the 5 minutes, and their occupants go to shelter. The wardens should try and see that *vehicles are drawn into the kerb* before being left, so as not to hinder the movement of fire engines, and so on. In narrow main streets they should be directed to side streets if possible. Horses should be taken out of the shafts and tied to a lamp-post, etc., in a side street or somewhere where they would get the best available protection from walls or buildings.

If it is night, the wardens should at once call the attention of the occupier to any unobscured light in a building.



As soon as the streets in the sector are clear, each patrolling warden should go back to the post, or to some pre-arranged spot where the other wardens can find him. **Wardens are not expected to remain in the open while a raid is in progress**, except when there is something definite for them to do. They should, however, stay where they can quickly see if anything happens near them. They can have quite good protection by standing in a doorway or archway.

If bombs fall in the vicinity, the first duty of each wardens' post is generally speaking to get reports through to headquarters. See Section 9. **This duty must come before any help to individuals.**

How to give a **local gas warning** is described in Section 8.

Any individual help which can be given without delaying reports should be given unstintingly, even if bombs are still falling. It may too be possible to get assistance from neighbours. But try to prevent panic-stricken people rushing out into the street.

A warden with some knowledge of first aid may be able to help the injured before the first aid party arrives.

**If small incendiary bombs have been dropped**, some will probably lodge at the tops of buildings. The wardens should see that any people who may be in the building know the bomb is there. The occupants, or their neighbours, should try to deal with it. In this case the warning to the occupants of the building should take priority over the making of a report to headquarters.

A look-out should be kept for the **fire patrol**.

Similarly when the first aid party, or rescue party, or the police, arrive they will expect to find a warden at the post to guide them and tell them what has happened.

It is important to repeat that the wardens' first duty is to their sector as a whole, before even their duty to help individuals in distress. **The post must always be kept manned**, so that someone can be found there, and can answer the telephone. If all the wardens were scattered in damaged houses, and could not be seen, unfortunate delay might result when the various services arrived.

**When the Raiders Passed signal is sounded**, one warden should go round the streets of the sector ringing the hand bell, unless there is still gas about (see Section 8). If no bombs have been dropped, all the wardens should await orders from headquarters before the post is closed.

If there is bomb damage in the sector, the wardens may have work to do for some time, until all casualties have been removed and fires put out. They must in any case wait so long as there is gas about, unless they are relieved by instructions from headquarters.

**Every warden when released from duty** must first return his equipment to the post.

If he has reason to think his clothing may be contaminated with blister gas, he should go to the nearest first aid post for cleansing.

**If a warden is away from his own sector** when he hears the Warning signal, and cannot get there in the time, he should be ready to be of use wherever he is. If he is at work, he may be most useful in the premises where he works. Otherwise he should go to the nearest wardens' post, and offer his services. His training will make him valuable, but he should remember that he may not know the sector as well as the wardens belonging to it, and should be ready to do what he is told so as to make himself of most use.



## 8. The Air Raid Warning System and Local Gas Warnings

Warnings, and messages when enemy raiders have left the district, will be sent from a national centre to pre-arranged recipients in each local area.

There will be a **Preliminary Caution**, which will mean that a raid on the district is possible in perhaps 15 minutes. Wardens will not receive this message direct, but they may be warned from headquarters to go on duty.

The Preliminary Caution will often have to be issued to districts which will in fact get no attack, and which may not even have to receive an Action Warning. This is because the Caution has to be issued long before the intentions of the raiders can be accurately forecast. **The Preliminary Caution will therefore be kept confidential** so as not to disturb or alarm the public unnecessarily; and if wardens, owing to their official position, get to know that it has been issued, they should tell no one, but come quietly and unobtrusively on duty. If no Action Warning follows, a message called **Cancel Caution** will be sent to the same people who received the Preliminary Caution, and the wardens will then be released from duty by headquarters.

If the raiders continue to approach the district, the **Action Warning** will be sent, meaning that a raid is possible in 5-10 minutes. Even so bombs will often not be dropped on the district. The raiders may simply pass nearby, and drop their bombs elsewhere.

Nevertheless, on the Action Warning, the public must go to shelter and take other precautions, and in towns **Warning signals** will be given by sirens, etc. **The signal for the Action Warning** will be either a fluctuating or warbling blast (that is, a continuous blast alternately rising and falling in pitch), or an

**intermittent blast** (that is, a series of blasts with silent intervals between). In either case the signal will last for two minutes.

**The Action Warning can be reinforced by wardens by sharp blasts on a whistle.** These should not be continued after the public appear to have heard the warning, or they may cause undue alarm. But whistle-blasts can be used by a warden to signal to anyone who remains out of doors and appears to ignore the warning.

**The Raiders Passed signal** will be a continuous blast for two minutes on the sirens, keeping at a steady pitch.

When this signal is sounded it is possible that gas may be about in a particular locality. The local warning about gas cannot be given by the national Warning System, but should be given by policemen or by the wardens in their own sectors.

**The signal for indicating the presence of gas** will be hand rattles sounded by wardens, who should go through all streets in the sector which may be affected, sounding the rattles more or less continuously.

The responsibility on wardens of giving the local gas warning emphasises the need for them to be well trained in anti-gas measures.

**Directly a warden thinks he smells gas, or hears a bomb fall** which might be a gas bomb, he should quickly investigate, and if his suspicions are confirmed he should at once sound his rattle; remembering that the danger will be downwind, not upwind. **The gas warning should not be extended more widely than is necessary.** A warden hearing the rattle used by another warden downwind from him should do nothing. If he hears it upwind he should at once move towards that side of his sector and be ready to sound his rattle at the first sign of gas. A gas warning should not be



passed downwind from warden to warden for an unnecessary distance.

When the wardens sound their rattles on detecting gas, the warden at the post will at once report to headquarters.

The cancellation of the local gas warning will be by hand bells, rung through the streets of the sector. Hand bells may also be used to repeat the Raiders Passed signal, but *only if gas is not about*. **Hand bells will in fact be an "All Clear" signal**, which is different from the Raiders Passed signal, since the latter will be sounded by the sirens on receipt of the message from the national centre, whether or not there is gas in the locality.

Wardens will not go off duty on hearing the Raiders Passed signal, but will remain until they receive instructions from headquarters when the latter has received the Cancel Caution message, meaning that no further raid is known to be within range.

### 9. Wardens' Reports of Casualties and Damage

Since there will be wardens' posts in all parts of a town, reports from wardens can form one of the quickest sources of information about the fall of bombs.

Each authority responsible for an air raid precautions scheme will draw up precise instructions for wardens *where* they are to send their reports. It will probably be to the **Report Centre**, but this may not be invariable. Full use should be made of fire alarms, police boxes or street telephones communicating direct with the fire station or police station where these are available. (For fuller information on the subject of reports see A.R.P. Memorandum No. 6, Local Communications and Reporting of Air Raid Damage.)

Wherever they are to send **their messages**, wardens must learn to make them **clear and concise**.

**Directly a bomb has been dropped**, in the sector or quite close to it, the warden at the post, as soon as he is quite sure *where* it has fallen, should report its position to headquarters. Meanwhile one or both of the other wardens should go out to discover what sort of damage has been caused, whether there are casualties (many or few), whether a rescue party is needed, whether there is fire, whether water or gas or electricity mains have been broken, or so on. If gas has been dropped, sound the gas warning, report, and decide whether decontamination is needed.

Remember that the post should always be kept manned by one warden.

**If a bomb falls but fails to explode**, its position should be reported at once, and people in adjacent premises should be warned to leave, and the neighbourhood of the bomb kept clear until it is removed.

**The original report should always be supplemented** with details of damage as soon as possible.

Wardens should learn to frame their reports of damage so as to give the requisite information in the following order. Report Centres will record the reports on a form which is drawn up on these lines.

1. "Air Raid Damage."
2. The number of his Post (his own name is not necessary).
3. No. and type of bombs—High Explosive (H.E.)  
Incendiary  
Poison Gas (*stating type if known*).



4. **Position of occurrence.**
5. **Time of occurrence.**
6. **Casualties; approximate number only, stating if pinned under wreckage.**
7. **Presence of fire.**
8. **Damage to cables, etc.: water, gas, electricity, sewers, telephones.**
9. **Roads blocked (*name roads*) stating whether partially or completely.**
10. **Position of any unexploded bombs.**
11. **Services already called.**
12. **Assistance required.**

NOTES.—(1) It is **essential** that reports should be kept as brief as possible consistent with clarity. The kind of wording which would be sent in a telegram should be used.

(2) Code messages should **not** be used, as in the excitement and nervous tension which would prevail code words would be liable to cause both delay and error.

The following is an example of the kind of reports which a warden might send.

A warden from No. Cr2 post hears a bomb drop in the High Street at seven minutes past two, and on investigation finds that a building opposite Smith Street has been wrecked, completely blocking the road. Several people have been killed or wounded; some of them are buried under the wreckage. In addition the gas main appears to have been broken but there is no fire.

The warden might send the following messages:

(a) *To First Aid Party Depot:—*

"From Post Cr2. Several H.E. casualties High Street opposite Smith Street."

(b) *To Report Centre:—*

"Air Raid Damage. From Post Cr2. One H.E. bomb High Street opposite Smith Street at 2.7. Several casualties, some under wreckage. Gas main broken, but no fire. High Street completely blocked. First aid party called. Rescue party and gas repair squad required."

For messages other than reports of damage of this kind, a warden should just express the facts simply and shortly; but he should always start by giving the number of his post.

**In sending reports, remember—**

1. **Be accurate.**
2. **Be quick.**
3. **Keep your report short and clear.**
4. **Keep calm while sending it.**



Name ..... Tel. No. ....

( Division) .....

Name ..... Tel. No. ....

**Head Warden (      Group)** .....

Name ..... | Tel. No. ....

Post No..... Tel. No. of Post.....

Position of Post .....

Extent of Sector\*.....

Names and addresses of all wardens allotted to the Post:—

Name.	Home Address.*	Work Address.*
Senior Warden		

### Second Warden

### Other Wardens

\* Include telephone numbers where possible.

Telephone No.

List of Doctors, Chemists and Nurses in the sector,  
or close at hand.

*Address.*

Telephone  
No.

### Places to send messages:—

Telephone No.

Report Centre.

Nearest Police Station.

Nearest Fire Station (or Auxiliary  
Fire Station).

First Aid Party Depot.

Rescue Party Depot.

Decontamination Squad Depot.

**Places to which the public may have to go:—**

Nearest First Aid Post.

Hospital.

Vehicle Decontamination Depot.

*List of Nearest Public Shelters.*

Place.

*Capacity.*



## SPACE FOR LOCAL NOTES

## SPACE FOR LOCAL NOTES

SPACE FOR LOCAL NOTES

51-9813. 7/38 G.C.



# Official Publications on Air Raid Precautions

## HANDBOOKS—

See list on page ii within.

## MEMORANDA—

No. 1—Organisation of Air Raid Casualties Services (2nd edition). 6d. (7d.)

No. 2—Rescue Parties and Clearance of Débris (2nd edition). 2d. (3d.)

No. 3—Organisation of Decontamination Services (2nd edition). 2d. (2½d.)

No. 4—Air Raid Wardens (1st edition). 2d. (2½d.)

No. 5—Anti-Gas Training (2nd edition). 4d. (5d.)

No. 6—Local Communications and Reporting of Air Raid Damage (1st edition). 4d. (5d.)

No. 7—Personnel Requirements for Air Raid General and Fire Precautions Services and the Police Service (1st edition). 2d (2½d.)

No. 8—The Air Raid Warning System (1st edition). 3d. (4d.)

There is also a pamphlet on the Protection of Foodstuffs against Poison Gas (1st edition) 2d. (2½d.)

*Prices are net, those in brackets include postage*

## H.M. STATIONERY OFFICE

LONDON, W.C.2	-	Adastral House, Kingsway
EDINBURGH 2	-	120 George Street
MANCHESTER 1	-	26 York Street
CARDIFF	-	1 St. Andrew's Crescent
BELFAST	-	80 Chichester Street

or through any bookseller